

# PPEFC Download Instructions

- Go to [www.Pork.org/PPEFC](http://www.Pork.org/PPEFC)
- Click the "Download the Calculator" Button to download the **PPEFC.zip file**

The screenshot shows the website interface for the Pork Production Environmental Footprint Calculator. At the top left is the 'pork checkoff.' logo. To the right are links for 'Media' and 'Online Training' and a search bar. A dark navigation bar contains the following menu items: Home, News, Certification, Resources, Programs, Research, and About Us. The main heading is 'Pork Production Environmental Footprint Calculator'. Below this is a paragraph of introductory text followed by a bulleted list of project details. A blue link points to a worksheet. A prominent orange button labeled 'Download the Calculator' is highlighted with a red arrow. Below this is a 'Calculator FAQs' section with three expandable question boxes.

**pork checkoff.** Media Online Training

Home News Certification Resources Programs Research About Us

## Pork Production Environmental Footprint Calculator

The National Pork Board's environmental footprint project is comprehensive with multiple phases. Since June 2008, the National Pork Board has been working on a specific plan to assess and better understand the pork industry's carbon footprint. The Checkoff-funded research has completed:

- A review of available literature and information related to energy use and greenhouse gas emissions from pork production.
- A summary or "scan level" life-cycle assessment of energy use and emissions across the entire pork chain, including feed crop production, feed formulation, swine production, transportation, meat processing and retail components.
- A detailed, in-depth life-cycle assessment of the on-farm animal production component covering all aspects of raising the animals, including manure-management practices.
- A producer-friendly software tool called the Live Swine Carbon Footprint Calculator. It calculates the greenhouse gas emissions involved in sow and grow-finish production, which can help producers identify areas for potential improved efficiency.

[Use this worksheet to gather the appropriate information to run the calculator.](#)

**Download the Calculator** ←

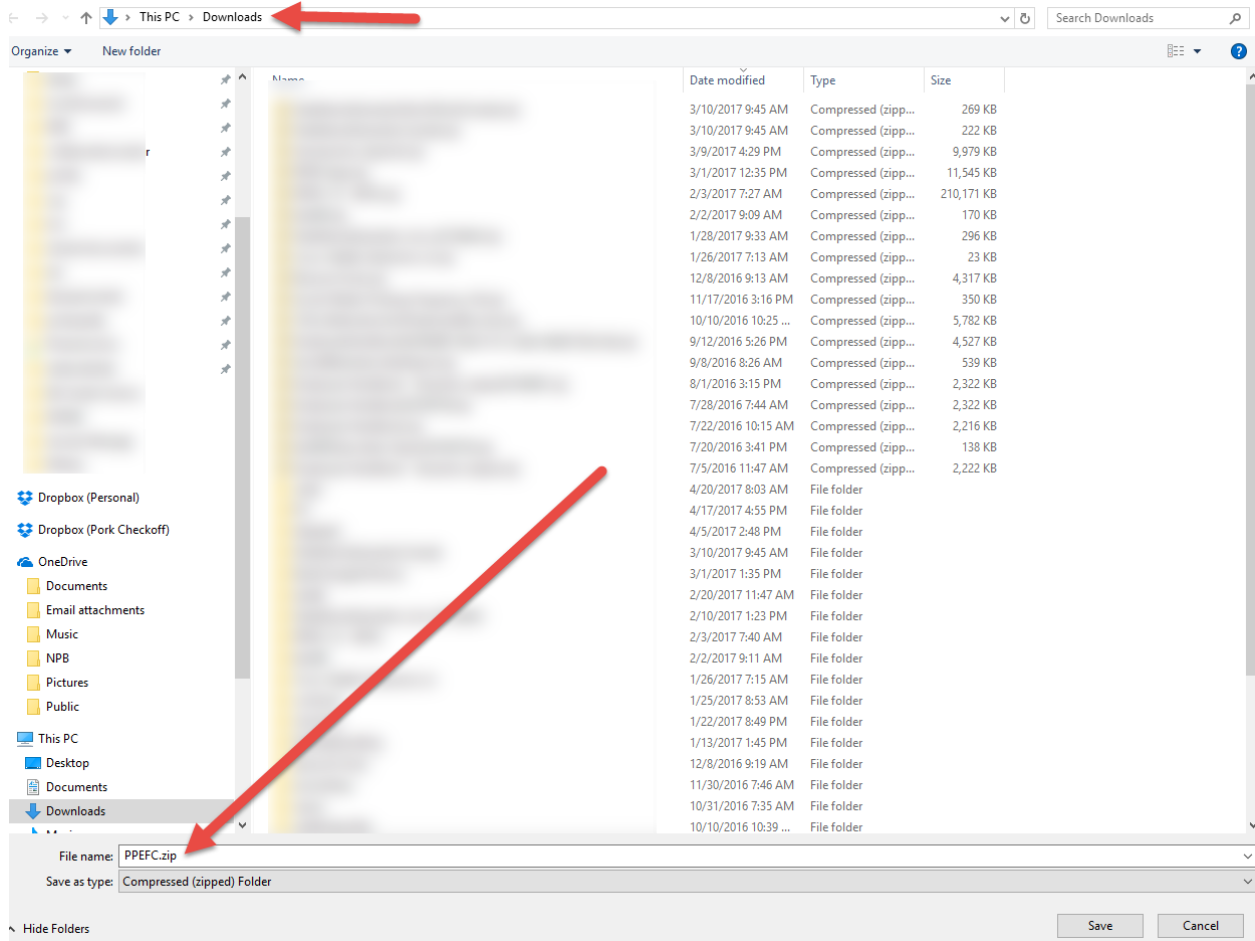
### Calculator FAQs

Will the National Pork Board have access to my data?

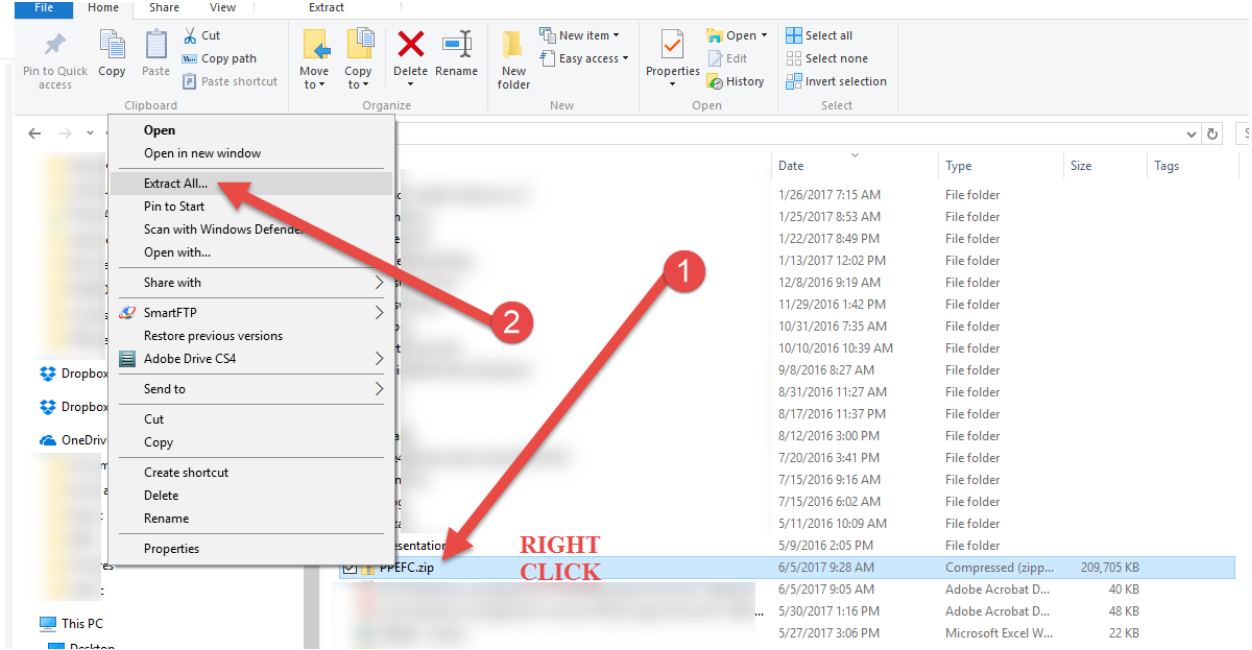
Can I run this calculator on a Macintosh computer?

Do I need any other special software on my computer for the calculator to work?

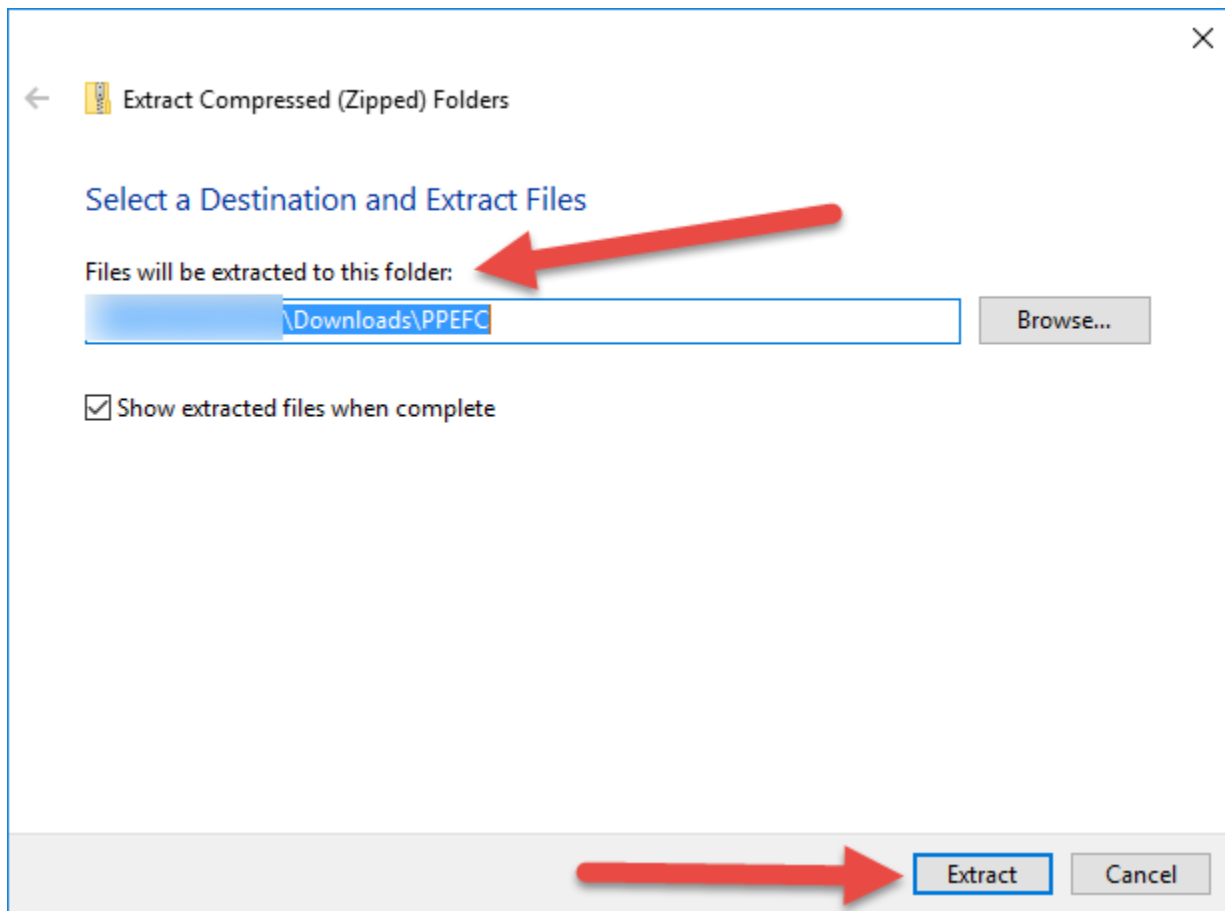
- Save the file somewhere on your computer; in this example the file is being saved in the “Downloads” folder.



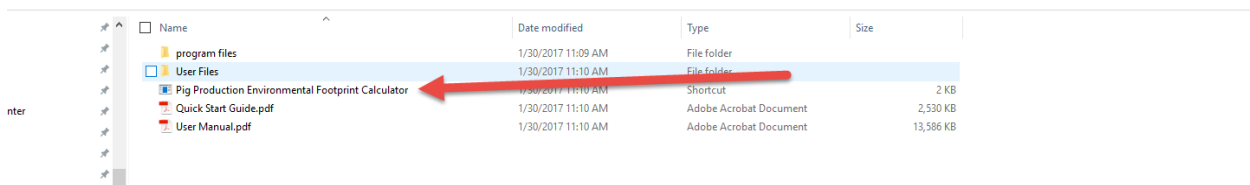
- After the file completes the download, find it in the folder that you chose in the last step, and **RIGHT CLICK** on the file, then select “Extract All” to extract the files from the Zip File.



- You should see a dialog window appear that allows you to choose the location for the extracted files. Just choose the default location and the files will be saved in a folder titled PPEFC in the same location where the zip file was stored.



- Open up folder again (on some computers the new folder that you extracted will automatically open) and Double Click the “Pig Production Environmental Footprint Calculator” icon to run the program.



- You should see the application window open up.